



# 80, 82, 140 & 142 DURASTALL® Shower Stalls

Two Popular Sizes: 32" x 32" and 36" x 36"



Model 80 shown with optional shower door, see reverse side.

**Few in-home enhancements are more useful or appreciated than an extra shower.** And if that home improvement is on your "to-do" list, then make sure that you check out all that Mustee's popular DURASTALL® free-standing shower stalls have to offer.


DURASTALL® shower stalls will look great no matter where they are installed...from a finished or unfinished basement, to pool side or in that vacation cabin.

So, when you're ready to add the convenience of an extra shower, make the smart money choice and specify DURASTALL® Shower Stalls, exclusively from E.L. Mustee & Sons, Inc.

## Features

### DURASTALL® includes...

- Slip-resistant floor with drain
- Shower valve and head
- Shower curtain and curtain rod
- Safety railing with molded-in soap dish and shampoo holder
- Knock-down construction makes portability easy and is free-standing when assembled
- Mold & mildew resistant components



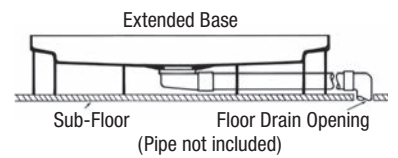
Safety Railing

### Standard and extended bases feature:

- **Standard base** includes a PVC drain for direct connection to a 2" (Sch. 40) ABS, PVC or iron DWV pipe
- **Extended base** eliminates the need to position the shower stall base directly over the floor drain. This offset allows for greater freedom in positioning the shower. Includes side outlet drain for 1 1/2" PVC pipe.



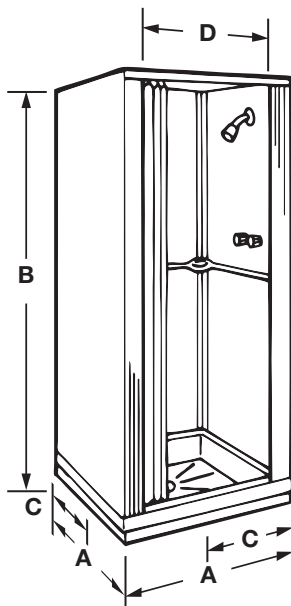
Sub-Floor



Extended Base

Sub-Floor Floor Drain Opening (Pipe not included)

## Specifications



Model	Nom. Size	Type Base	A	B	C	D
80	32" x 32"	Standard	32 5/8"	75 3/8"	16 5/16"	24"
82	32" x 32"	Extended	32 5/8"	77 7/8"	16 5/16"	24"
140	36" x 36"	Standard	36 5/8"	75 3/8"	16 5/16"	28"
142	36" x 36"	Extended	36 5/8"	77 7/8"	16 5/16"	28"

**General:** Furnish and install as shown on plans, free-standing DURASTALL® Shower Stall Model: \_\_\_\_\_ (80, 140) as manufactured by E.L. Mustee & Sons, Inc. Consists of three, white, high-gloss thermoplastic walls, molded top frame, rigid aluminum front supports, one-piece wrap-around railing with built-in soap dish and container. Skid-resistant floor with drain assembly, shower valve and head, shower curtain and rod, plus assembly hardware.

Placement of valve assembly to be determined by installer.

DURASTALL® patented under one or more of the following patents...3,609,733; 3,751,737 and patents pending.



## 30 & 68 DURASTALL® Shower Stalls

Two Popular Sizes: 30" x 30" and 32" x 32"



**Few in-home enhancements are more useful or appreciated than an extra shower.** And if that home improvement is on your "to-do" list, then make sure that you check out all that Mustee's popular DURASTALL® free-standing shower stalls have to offer.


DURASTALL® shower stalls will look great no matter where they are installed...from a finished or unfinished basement, to pool side or in that vacation cabin.

So, when you're ready to add the convenience of an extra shower, make the smart money choice and specify DURASTALL® Shower Stalls, exclusively from E.L. Mustee & Sons, Inc.

### Features

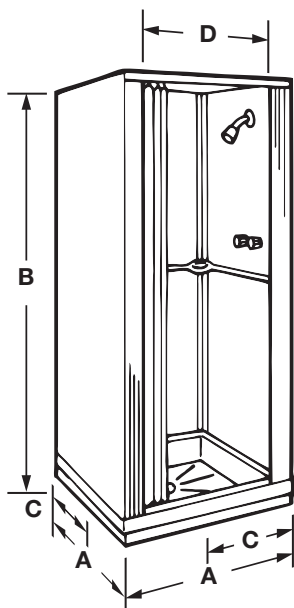
#### DURASTALL® includes...

- Slip-resistant floor with drain
- Shower valve and head
- Shower curtain and curtain rod
- Safety railing with molded-in soap dish and shampoo holder
- Knock-down construction makes portability easy and is free-standing when assembled
- Mold & mildew resistant components
- Bases include a PVC drain for connection to a 2" (Sch. 40) ABS, PVC or iron DWV pipe



Safety Railing

### Specifications



Model	Nom. Size	Type Base	A	B	C	D
30	30" x 30"	Standard	30"	73"	15 5/16"	24"
68	32" x 32"	Standard	32 5/8"	74 3/4"	16 5/16"	24"

**General:** Furnish and install as shown on plans, free-standing DURASTALL® Shower Stall Model: \_\_\_\_\_ (30, 68) as manufactured by E.L. Mustee & Sons, Inc. Consists of three, white, high-gloss thermoplastic walls, molded top frame, rigid aluminum front supports, one-piece wrap-around railing with built-in soap dish and container. Skid-resistant floor with drain assembly, shower valve and head, shower curtain and rod, plus assembly hardware.

Placement of valve assembly to be determined by installer.



### Optional: Shower Door

The Standard Door features an obscure crystal styrene panel; the Glass Door features an obscure tempered safety glass panel. Both styles are sturdy, rust-resistant, easily installed for left or right-hand opening and includes a continuous-pull handle with magnetic seal, 64" high.

#### Standard Door

Model	Fits DURASTALL®	Opening
85.700	30, 68, 80, 82	24"
45.700	140, 142	28"

#### Glass Door

Model	Fits DURASTALL®	Opening
88.700	80, 82	24"
48.700	140, 142	28"